

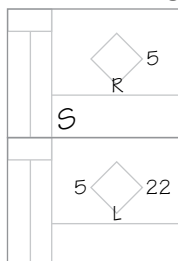




### III. HOW TO SCORE

#### Situations

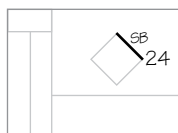
In the top part of the box (on the diamond) write the uniform number of each player next to the base they occupy at the beginning of the at-bat. If it's the batter's first appearance mark whether he is hitting left or right-handed with an L or R by home plate. You only need to mark this again in subsequent at-bats if he bats from the other side.



Batter hits a single, runner on 1B advances to 3B (no need to be explicit).

#### Catalysts

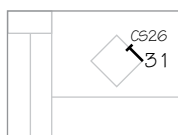
In the bottom part of the box write the Project Scoresheet code (see reference sheet at the end of this document for code definitions and examples) for what the batter does and where the baserunners go on the play. Baserunner advancement may be omitted if it will be obvious from the following situation diagram and hence is only necessary when a runner is thrown out.



Runner on 1B steals 2B.

#### In-At-Bat Runner Movement

If a baserunner advances during an at-bat (such as via stolen base or passed ball), darken the relevant baseline and label it with the appropriate Project Scoresheet code. If a runner is picked off or thrown out trying to advance, draw a line halfway down the basepath and label it (e.g., CS(26) or PO(13)). Project Scoresheet fans will notice the situation diagram also contains the information that would go in the top line of a Project Scoresheet box.



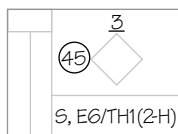
Runner caught stealing 2B (2-6).



Runner picked off 1B (1-3).

#### Scoring Runners

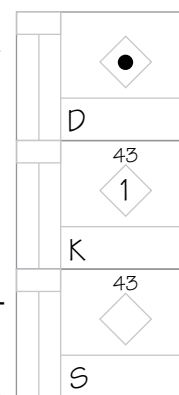
If a runner scores as a result of what happens in an at-bat and the batter is credited with an RBI, circle the runner on the diamond. If the baserunner scores but the batter does not receive an RBI (such as on an error), underline the runner. If a runner has advanced during the at-bat you should still circle their number (as opposed to the base they actually scored from) to avoid confusion. On a home run, circle home plate too (including the L or R if batter handedness is specified).



Batter credited with RBI for runner on 3B but not runner on 2B.

#### Fates

Every player who comes to the plate will meet one of three fates (sorry to sound pessimistic, but there just aren't any other options): they will score, they will be put out, or they will be left on base (OK, their at-bat could also be prematurely terminated by a pickoff; remember to begin their next at-bat in the auxiliary box if this happens). This information is recorded in the center of their diamond. If a player makes an out, write the number of the out in the center of their diamond (note that these may not be sequential). If they score, draw a dot. If they are left on base, their diamond will be blank. This is the only backtracking you should have to do with the situational system, and it's not strictly required (a batter's fate can be determined by reading a few boxes ahead), but it is convenient. If an at-bat ends with a pickoff or caught stealing you should do something to indicate that the batter avoided confronting his fate—perhaps an X in the diamond?

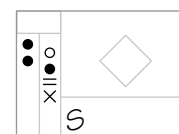


First player scored, second player made 1st out, third player was stranded.

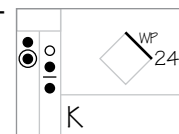
### IV. OPTIONAL DATA

#### Pitches

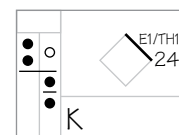
There are two columns down the left side of each at-bat box. The left-hand column is for balls and the right-hand one for strikes (and fouls and balls in play). In the strikes column, use a solid dot for a swinging strike, an open dot for a called strike, a dash for a foul, and an X for a ball put in play. In the balls column use open dots for intentional balls and solid dots for all others. If there is baserunner activity during an at-bat you can indicate when it occurred with a line across the pitch columns (if it occurred between pitches, like a pickoff) or by circling the pitch (if it occurred "on" a pitch, as on a wild pitch or stolen base).



Ball.  
Strike (looking).  
Ball.  
Strike (swinging).  
Foul.  
Foul.  
Put in play (a single!).



The third pitch was the wild one.



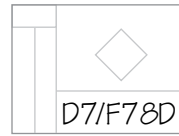
Error on pickoff attempt after third pitch.

#### Hits

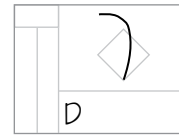
There are at least three ways to record hit data. Project Scoresheet defines an extensive system of codes for describing the location of a hit (see Project

Scoresheet documentation at [www.alexreisner.com/baseball](http://www.alexreisner.com/baseball) which can be entered in the catalyst area. Feel free to use them if you have room in your catalyst area (but remember that other people may not understand the codes). Another way to record hit data is to trace the flight of the ball on the diamond (use a dotted line for a ground ball). Approximate the curvature and the spot where the ball landed or was caught. A third way is to draw a line up the left-hand edge of the box representing the velocity of the batted ball. This won't tell you the location (though it can if combined with ball-in-flight sketch or Proj-

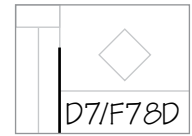
ect Scoresheet codes) but it can be done quickly and will tell you basically how well the player is hitting the ball (or how hard the pitcher is being hit).



Project Scoresheet hit code.



Trajectory sketch.



Code and "velocity meter."

## V. EXAMPLE

Off IN	#	BATTERS	P	IN	Def P	IN	O		
1	12	Stanky	4	1				1	10
								S	8
2	19	Dark	6	1				2	11
								D	8/L
3	22	Mueller	9	1				3	12
								W	K
4	20	Irvin	7	1				4	13
								S	H
5	25	Lockman	3	1				5	14
								8	53
6	23	Thomson	5	1				6	15
								W	S
7	24	Mays	8	1				7	16
								2/FL	46/FO
8	9	Westrum	2	1				8	17
								43	3/L
9	35	Maglie	1	1				9	18
								W	

### First Inning

- 1: Ball, ball, strike (looking), foul, put in play (line drive single to left field).
- 2: Runner (Stanky) on 1B. Strike (looking), ball, foul, ball, ball, foul, foul, put in play (fly ball double to right field, runner scores).
- 3: Runner (Dark) on second. Ball, ball, strike (swinging), ball, ball (walk).
- 4: Runners on 1B (Mueller) and 2B (Dark). Strike (looking), put in play (ground ball single to right field).
- 5: Bases loaded. Ball, strike (looking), foul, foul, put in play (flyout to center).
- 6: Bases loaded. Wild pitch advances each runner one base (Dark scores, no RBI), foul, ball, strike (swinging), ball, ball (walk).
- 7: Bases loaded. Foul out to the catcher.
- 8: Ground out 4-3.

### Second Inning

- 9: Walk.
- 10: Maglie on 1B. Flyout to left.
- 11: Maglie on 1B. Lineout to center.
- 12: Maglie on 1B. Strikeout swinging.

### Third Inning

- 13: Home run to left.
- 14: Groundout 5-3.
- 15: Single up the middle.
- 16: Thomson on 1B. Ground into 4-6 forceout (previous batter is out).
- 17: Mays on 1B. Lineout to first baseman.

## VI. SCORING NOTATION REFERENCE

<b>Players</b>		<b>Bases</b>		<b>Modifiers</b>	
Pitcher	1	1B	1	Ground ball	/G
Catcher	2	2B	2	Line drive	/L
First baseman	3	3B	3	Foul	/FL
Second baseman	4	Home	H	Bunt	/B
Third baseman	5			Throw	/TH
Shortstop	6	<b>Batter Events</b>		Forceout	/FO
Left fielder	7	Single	S	Ground ball double play	/GDP
Center fielder	8	Double	D	All other double plays	/DP
Right fielder	9	Ground-rule double	DGR	Triple play	/TP
Designated hitter	0	Triple	T	Sacrifice hit (bunt)	/SH
Pinch-hitter	PH	Home run	H	Sacrifice fly	/SF
Pinch-runner	PR	Walk	W	Interference	/I
		Intentional walk	IW		
<b>Baserunners</b>		Strikeout	K	<b>Basepath Labels</b>	
Batter	B	Hit by pitch	HP	Stolen base	SB
Runner on 1B	1	Fielder's choice	FC	Caught stealing	CS
Runner on 2B	2	Error	E	Pickoff	PO
Runner on 3B	3	Foul ball error	FLE	Pickoff error	POE
				Balk	BK
				Passed ball	PB
				Wild pitch	WP

### Examples

Ground out to second baseman.	43
Unassisted ground out to first baseman.	3/G
Fly out to center.	8
Foul out to catcher.	2/FL
Catcher makes foul ball error.	FLE2
Strikeout, catcher drops third strike and throws to 1B.	K23
Strikeout on wild pitch, batter reaches 1B.	K+WP
With two strikes, foul bunt or caught foul tip.	K mark pitch as swinging strike
Error on shortstop fielding grounder.	E6/G
Error on third baseman throwing to first.	E5/TH1
Double play on grounder to second baseman.	46(1)3/GDP
Runner on 1B thrown out by rightfielder trying to score on a double.	D.1XH(92)
Runner on 2B, batter singles to right, scoring runner, then gets put out in a rundown trying to stretch it to a double.	S.BX2(926362) circle the runner on 3B
Runners on 1B and 3B, batter bunts, catcher's throw to 2B pulls SS off the bag; SS throws the ball into the 1B dugout trying to get the batter, allowing runner on 3B to score (the batter "reaches on" a fielder's choice and is "credited with" a sacrifice bunt for advancing the runner; the "2" in "FC2" refers to the catcher).	FC2/SH.3-H(E6/TH1) underline runner on 3B
Bases loaded, no outs, batter grounds into a double play (runners forced at 3B and 2B, runner from 3B scores, batter reaches 1B. "NR" reminds us that no RBI is credited to the batter, and "/FO" tells us he reached 1B safely.	5(2)4(1)/FO/GDP.3-H(NR)
Unassisted triple play by third baseman on line drive.	5/L.5(3)5(2)/TP